



ROSTOK HOLDING
AGROINDUSTRIAL HOLDING

GROUP PRESENTATION

MAY 2020

CONTENTS

I	GROUP OVERVIEW	3
II	STRATEGIC GOALS	6
III	OPERATING PERFORMANCE	8
IV	FINANCIAL KEY PERFORMANCE INDICATORS	14



ROSTOK HOLDING
AGROINDUSTRIAL HOLDING



I. GROUP OVERVIEW

SUMMARY

- Rostock Holding Group is a vertically integrated agro industrial holding
- Areas of activity: crop production, livestock breeding, grain storage, sales
- The Group is in the top 10 most effective agricultural companies in Ukraine according to Landlord magazine (EBITDA'17/ha - \$261)

✓ **Crop production:**

- Profile crops: corn, sunflower, wheat, soybeans
- In 2019, 193 ths. tons of cereal crops and oilseeds were collected

✓ **Dairy farming:**

- Following the results of 2019, the total number of cattle amounted to 2,423 heads, of which 1,188 were feed cows
- In 2019, the productivity of feed cows reached 7,977 kg / head

Key financial indicators of the Group, \$mIn.

	2015	2016	2017	2018	2019	2020 Plan
Earning	53.3	38.0*	53	53.1	40.8	40.9
EBITDA	20.1	19.2	13.7	8.9	4.5	7.7
Net profit / loss	12.8	9.3	4.7	3.1	0.6	4.6

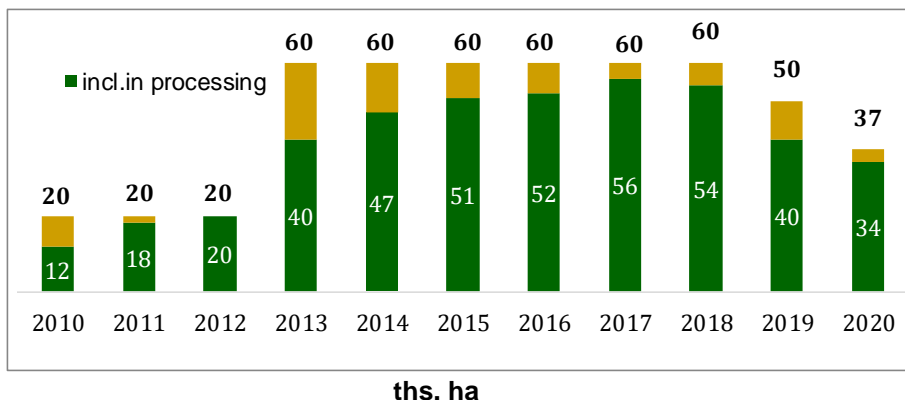
Source: 2015-17 – Baker Tilly audited financial statements according to IFRS for 2018-2019, in accordance with NAS(R); 2020 plan

*Carryovers of grain crops harvested in 2015/2016 were sold at the end of 2015

Key assets of the Group for 2020:

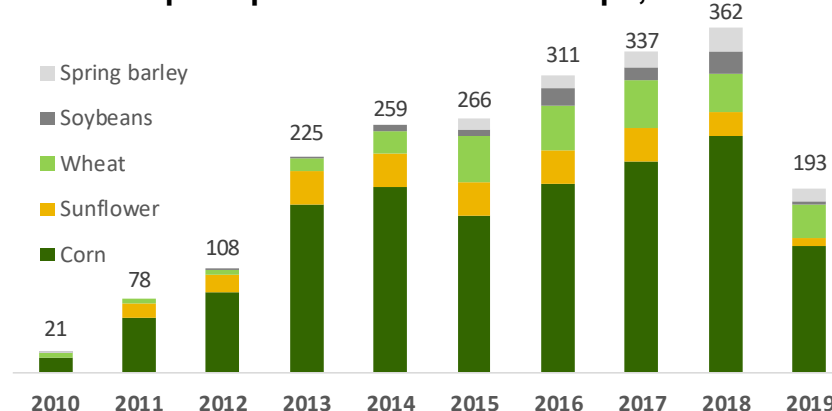
- Land bank under control - 37,400 ha in lease
- 2 modern elevator with the storage capacity of 100,100 tons (including construction of 2020)
- 320 units of self-propelled and trailed equipment
- 2 dairy farms

Land bank of the Group*



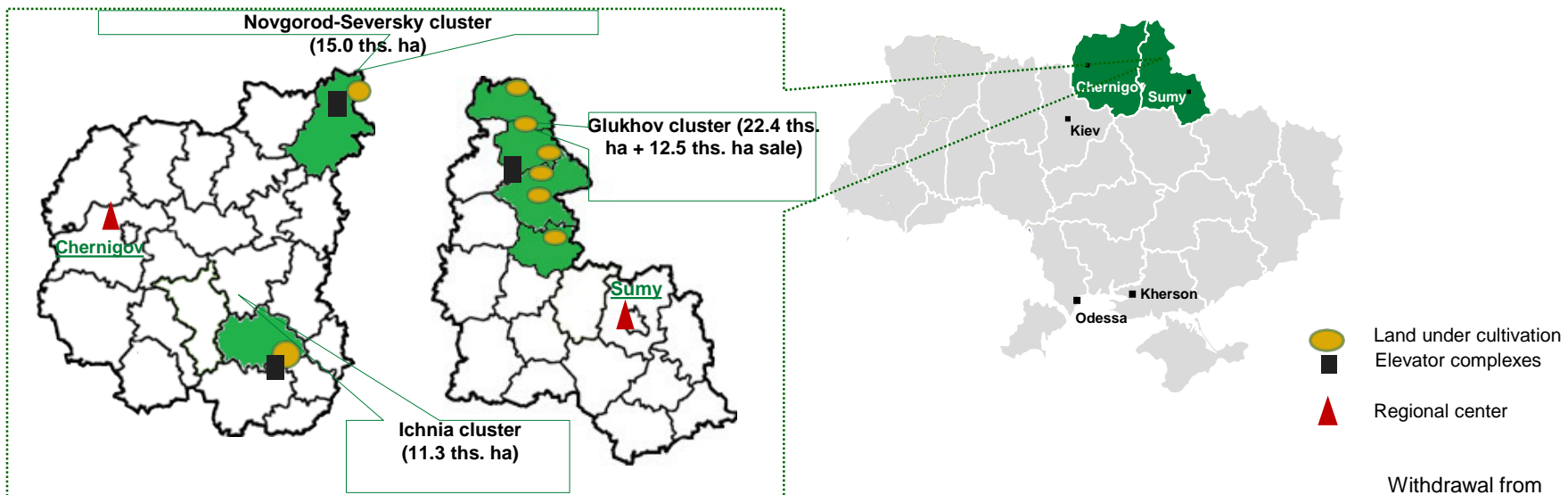
* In 2019, 12,000 ha of land were subleased and 10,000 ha in the Ichnia cluster withdrew from the Group.

Scope of production of main crops, ths. tons**



** Bulk yield in bunker weight.

GEOGRAPHY AND HISTORY



V.Kupavtsev and V.Kiyanovsky establish a milk processing business on the basis of the Ichnia and Srebnoe dairies

Start of crop production: land bank under control - 7 ths. ha

Land bank under control - 20 ths. ha

Launch of the 1st stage of a new elevator in Glukhov (20 ths. tons of simultaneous storage)

Joining to the elevator complex group in Novgorod-Seversky

Reconstruction and launch of the 1st stage of the seed line in Glukhov

Start of reconstruction and optimization of dairy farms in Ichnia

Withdrawal from the group of V.Kiyanovsky and allocation of the Ichnia cluster with a land bank of 11.3 ths. ha

Sale of 12.5 ths. ha of land: Yampol and Seredyna-Buda

1993...

...2003...

...2010...

...2012...

...2013-2014...

2015...

2016-2017

...2019...

...2020

Ichnia Milk Powder and Butter Factory is certified according to the quality management system ISO 9001-2001

Strengthening of vertical integration: acquisition of a feed mill in Ichnia

Launch of the 1st stage of a modern elevator in Ichnia (25 ths. tons of simultaneous storage)

Increase in the land bank to 60 ths. ha

Increase in the storage capacity up to 91 ths. tons

Withdrawal from the dairy group

Modernization of the elevator complex in Novgorod-Seversky

Change in the composition of beneficiaries, joining of Ya.Gribov

Increase in the storage capacity in Glukhov from 45.5 to 73 ths. tons

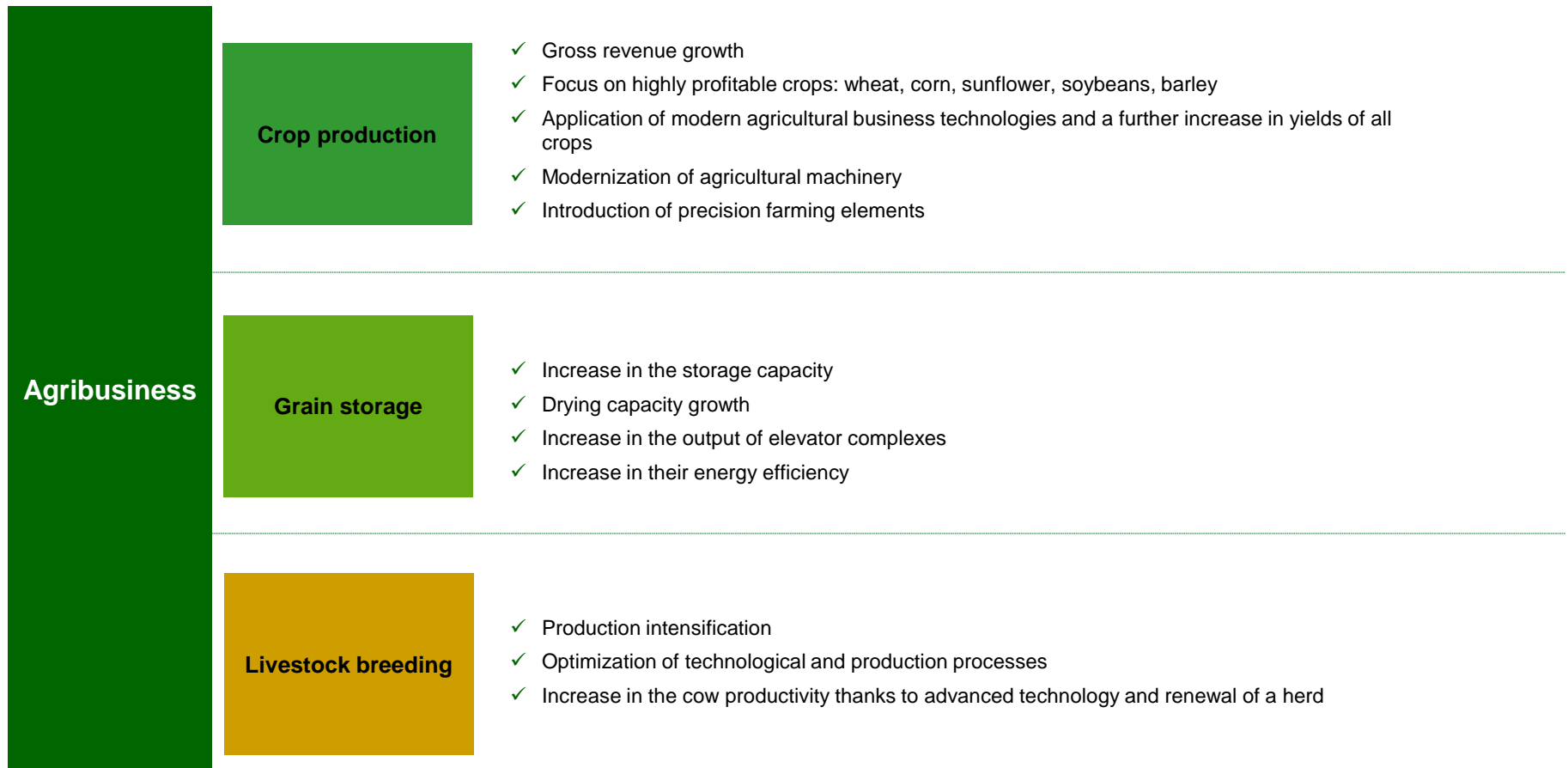


ROSTOK HOLDING
AGROINDUSTRIAL HOLDING



II. STRATEGIC GOALS

STRATEGY AND DEVELOPMENT PLANS





ROSTOK HOLDING
AGROINDUSTRIAL HOLDING

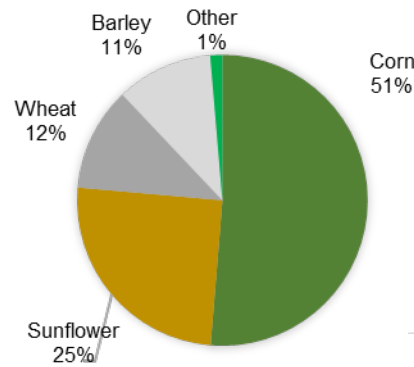


III. OPERATING PERFORMANCE

CROP PRODUCTION

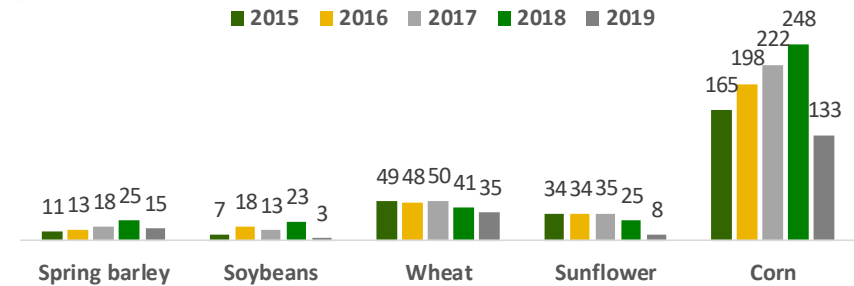
- Crop area in 2020 – 34.2 ths. ha
- Lands, 2 adjacent clusters, are located in the North of Ukraine – in Chernigov and Sumy regions
- Use of modern agricultural technology
- Focus on more profitable and popular crops: winter wheat, corn, sunflower, spring barley
- According to the results of 2019, indicators of the average productivity of crops exceed the average indicators for Ukraine

Structure of crop rotation, 2020



34.2 ths. ha

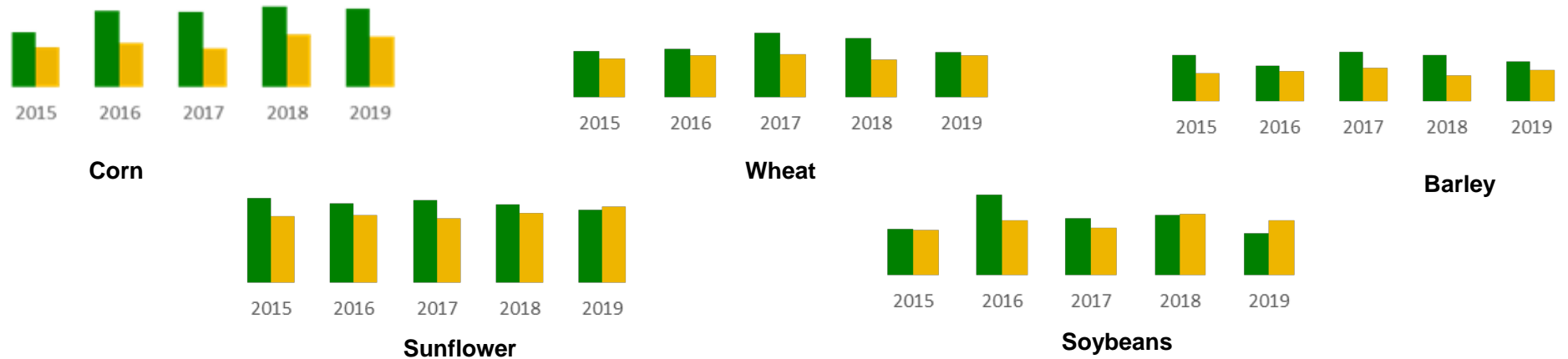
Volume of production of main crops, ths. tons*



*Bulk yield in bunker weight.

■ Group ■ Ukraine

Indicators for the Group yields, t/ha*



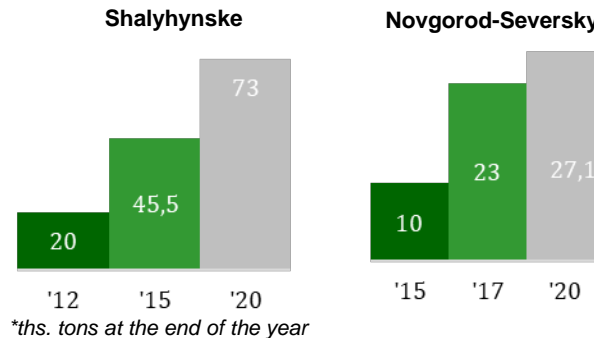
*Yields in bunker weight

Source: Ministry of Agrarian Policy, Group's data

CROP STORAGE AND INFRASTRUCTURE

- The Group invests in its own elevators in close proximity to the agricultural fields because of a shortage of the quality infrastructure for storing crops in the market
- Elevators are furnished with equipment from the leading manufacturers: Petkus (Germany), Mega (Argentina), Brock Meyer (the USA), SPS (Spain), Lubnymash (Ukraine), Damas (Denmark), Rakoraf (Germany), Khorolsky Mechanical Plant (Ukraine), Olis (Ukraine)
- At present, the total capacity for simultaneous storage of crops at the Group's elevators is 72.6 ths. tons; in the autumn of 2020, it will be 100.1 ths. tons
- The Group also applies the technology for storing crops in plastic sealed bags

Plans to increase the existing storage capacity of the Company*



Elevator – Glukhov



Elevator – Novgorod-Seversky

Indicators	Capacity/Output	
	LLC “Shalyhynske” (Glukhov, Sumy region)	LLC “Novgorod-Seversky Elevator” (Novgorod-Seversky, Chernigov region)
Storage tanks	Current – 45,5 ths. tons (project capacity for the autumn of 2020 – 73 ths. tons)	Current – 27.1 ths. tons
Crop drying**	2,400 t/day	1,200 t/day
Crop cleaning	200 t/h	100 t/h
Conveyors	250 t/h	100 t/h
Acceptance	4,300 t/day	2,200 t/day
Shipment by car	2,300 t/day	1,000 t/day
Shipment to railway	2,000 t/day: 32 car/day	1,260 t/day: 18 car/day
Car supply front	16 pcs.	9 pcs.

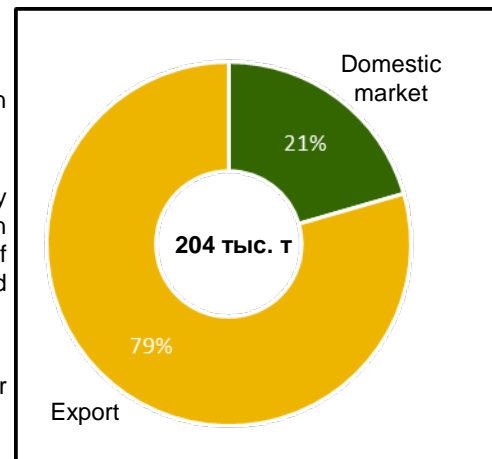
*as of 01.01.2020

**drying capacity with a moisture indicator of corn 28%

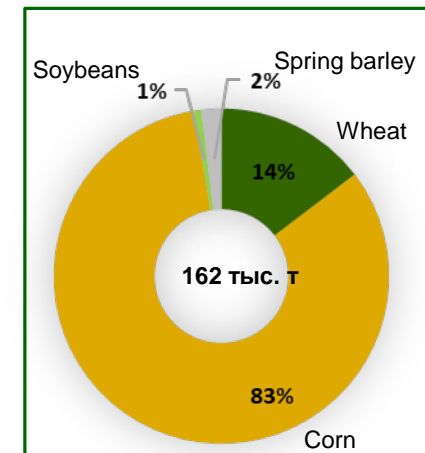
SALES OF CROPS

- 2009-2013:**
 - ✓ The Group sold not only its own products, but also those purchased from the market
 - ✓ Supplies were made under the terms of CIF and FOB
 - ✓ For 5 years, export sales increased almost 3 times to about 600,000 tons in 2013
- 2014:**
 - ✓ Against the background of low grain prices, primarily due to an oversupply at the market and also due to the current macroeconomic situation in Ukraine, the Group's trading tactics was adjusted starting from the 2nd half of 2014 – it was decided to focus on the development of production and sell only its own products
- 2017-2019:**
 - ✓ Corn, wheat, soybeans and spring barley grown by the Group were sold for export
 - ✓ Sunflower was fully sold for processing in Ukraine

Distribution channels, 2019

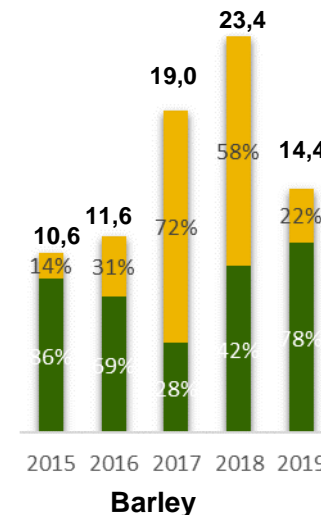
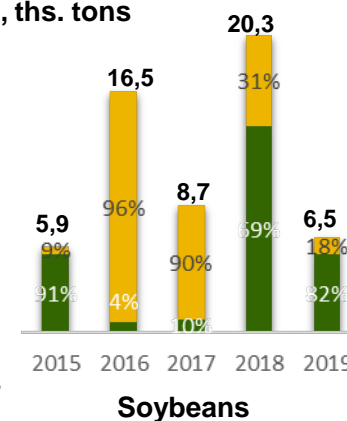
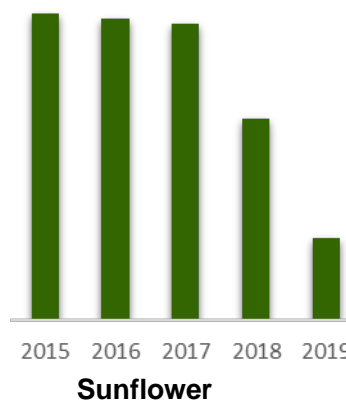
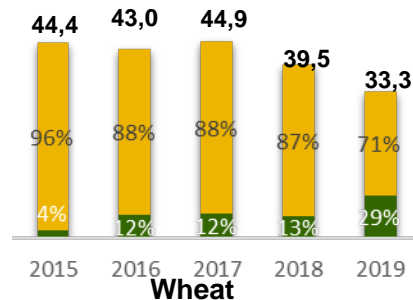
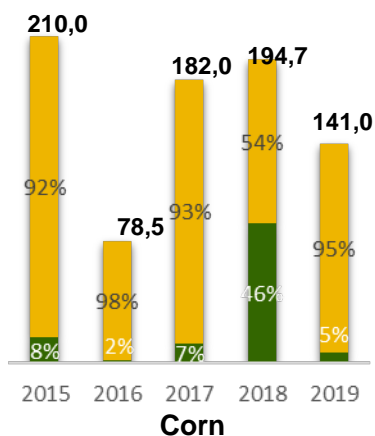


Structure of export sales by the type of crop, 2019



■ internal market
■ export

The dynamics of sales of the Group's own products, ths. tons



AGRICULTURAL MACHINERY AND MATERIALS

Modern machinery and high-quality materials from the leading global suppliers


Machinery suppliers



Seed suppliers



Fertilizer suppliers



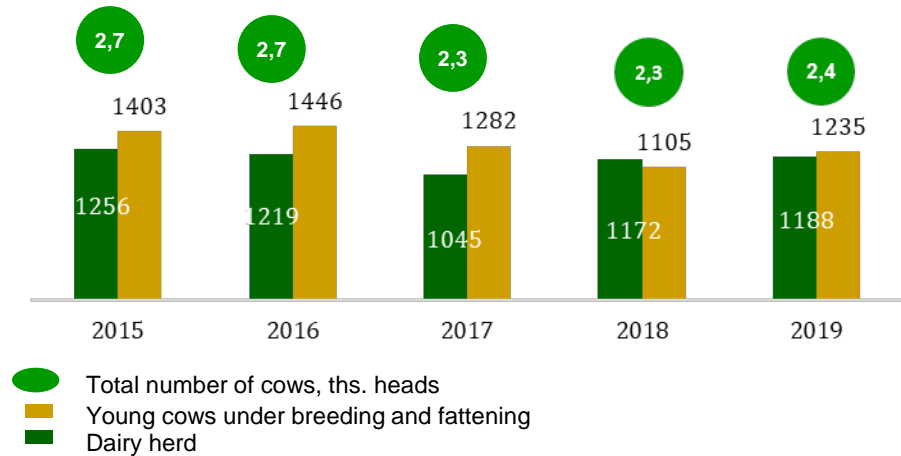
Plant protection suppliers



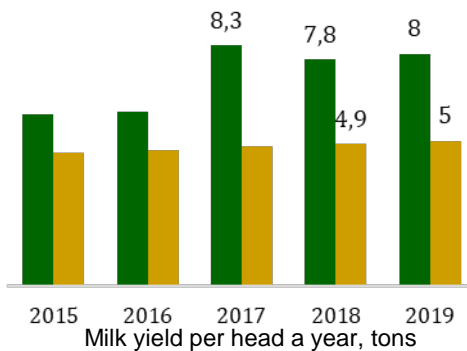
DAIRY FARMING

- Dairy farming operates on the basis of 5 farms in Chernigov and Sumy regions, a basic breed is Holstein (dairy breed)
- Farms steadily produce high quality milk: protein content – at least 3.1%, fat – 3.7%
- The system of keeping cows is mixed (stall tethered and untethered); service method is group; feed distribution is mechanical using a feed mixer
- Farms in Chernigov region are equipped with a cow milking parlor GEA Westfalia
- In 2019, feed cow productivity made 7.977 kg / head
- In 2016, the reconstruction of dairy farms on the territory of Ichnia cluster started as part of optimization of the livestock sector of the Group

Cattle stock structure

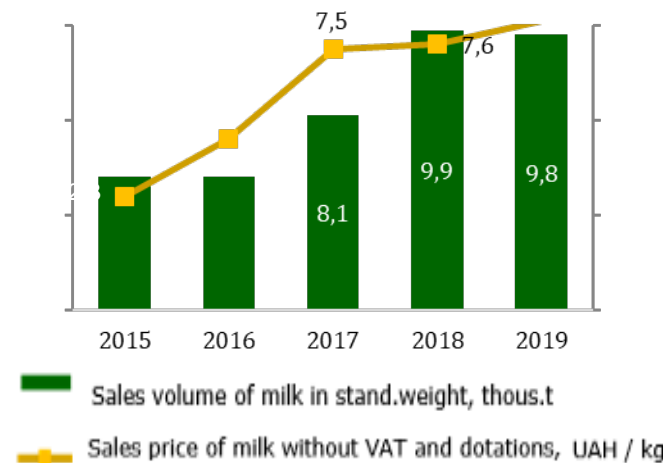


Cow productivity

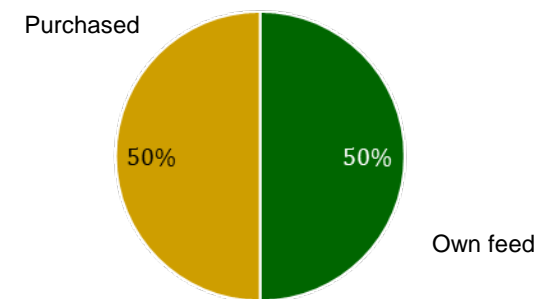


■ Rostok-Holding ■ Ukraine

Volume and selling price of milk



Feed use, 2019



* based on costs in monetary terms



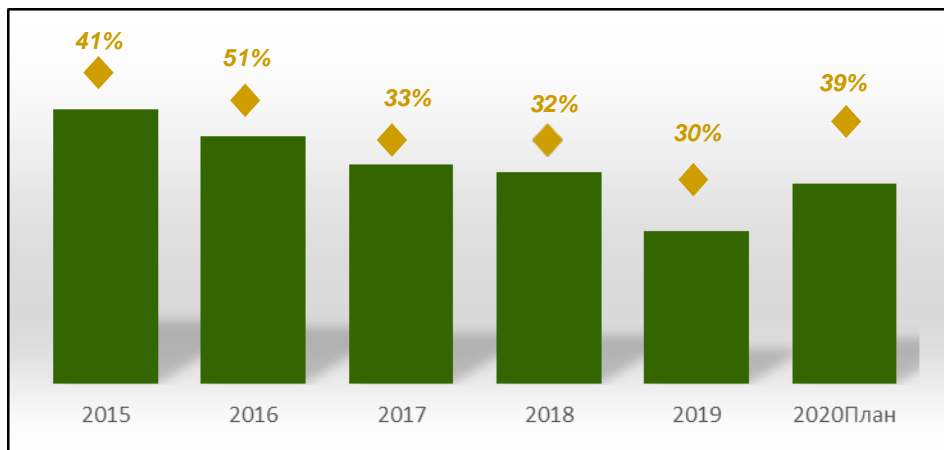
ROSTOK HOLDING
AGROINDUSTRIAL HOLDING



IV. FINANCIAL KEY PERFORMANCE INDICATORS

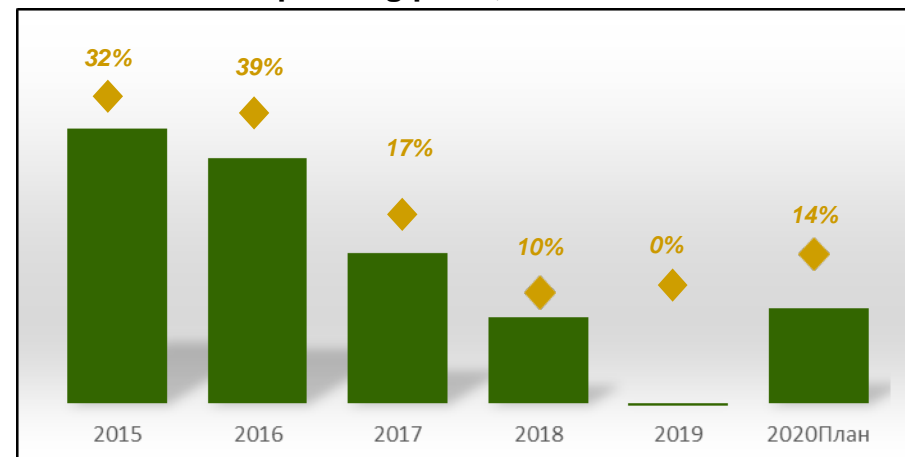
FINANCIAL REVIEW

Gross profit, \$mln.



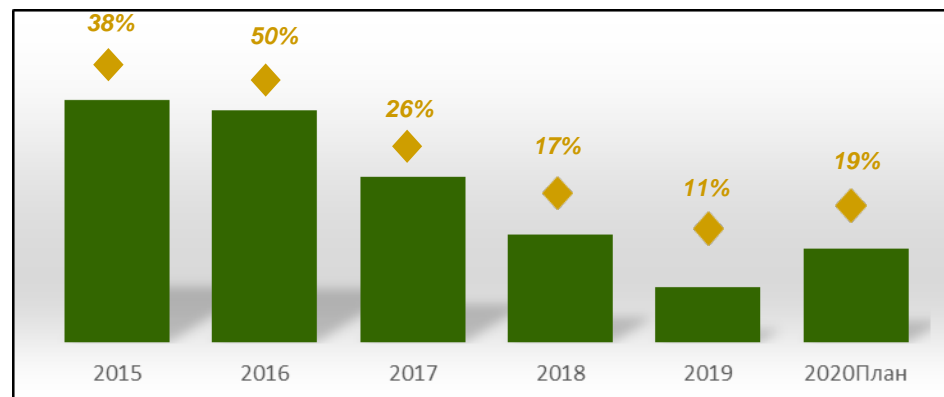
◆ - gross profit margin

Operating profit, \$mln.



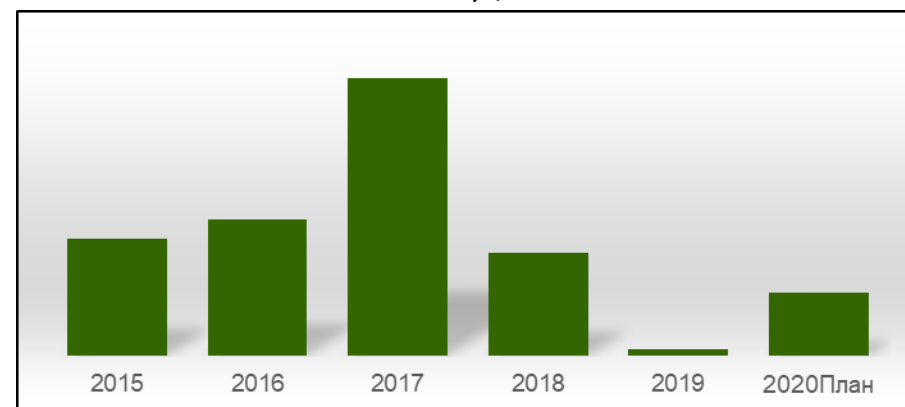
◆ - operating profit margin

EBITDA, \$mln.



◆ - EBITDA margin

Investments, \$mln.

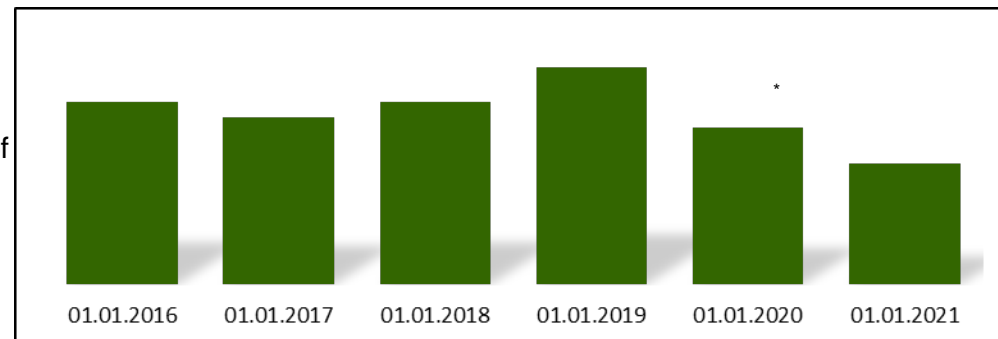


Source: Baker Tilly audited financial statements according to IFRS for 2015-17, 2018-2019 - NAS, 2020 - forecast

DEBT PROFILE

- **Total debt of the Group as of December 31, 2019 was \$ 19.0 million:**
 - ✓ Main financial partners of the Group are PJSC ProCreditBank and Mustang Finance.
- The debt burden of the Group (net debt / EBITDA) at the end of 2019 does not exceed 4.1x.

Loan portfolio, \$mIn.



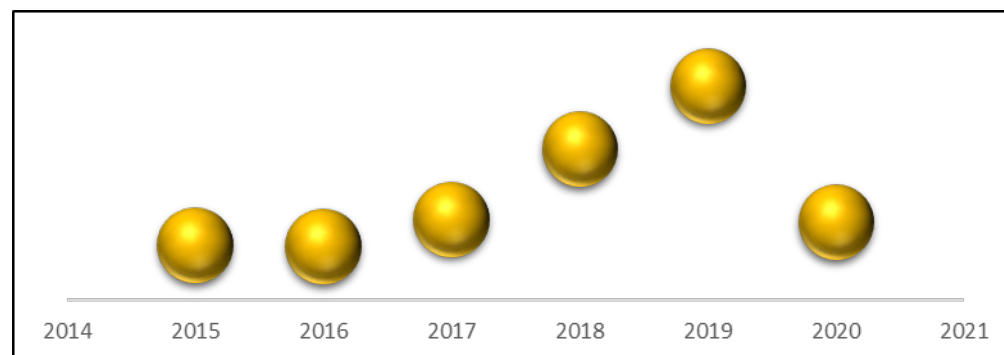
* As of 01.01.2020, the obligations of Ichnia cluster in the amount of \$ 4.0 million are also included in the debt portfolio of \$ 19.0 million.



ProCredit Bank



Net debt / EBITDA



Source: Baker Tilly audited financial statements according to IFRS for 2015-17, 2018-2019 - NAS, 2020 - forecast

**You will enjoy
cooperating
with us!**



ROSTOK HOLDING
AGROINDUSTRIAL HOLDING

Address: Ukraine, 01133, Kiev
Lesi Ukrainki Boulevard, 30-V

Phone: +38 (044) 581-51-01, +38 (044) 364-23-21

Fax: +38 (044) 581-59-89, +38 (044) 364-23-22

E-mail: info@rostokholding.com

www.rostokholding.com